

Non-standard connections Quotation request form

The easiest way to get a connection is to **call us on 0800 074 5788** and let us do the work for you.

Use this form as a guide to ensure that you have all the information that the connections team may need to process your request.

Your connection journey

<p>1 Ensure you have the correct information to complete your request</p>	<p>We will need the following information to progress your application:</p> <ul style="list-style-type: none"> • If you are having a new connection, how many do you need? (e.g how many meters you will be having?) • Your annual and peak hourly gas usage • A site plan - we are unable to process this request without a site plan (For a single connection, this can be as basic as the building outline showing connection points. For multiple or new build sites, we may require more information)
<p>2 Your request</p>	<p>A gas connection/alteration can be quite complex, so we want to make sure we get your requirements just right.</p> <p>You can complete this form and mail it into us at the address given on page 4 (section 7).</p> <p>Alternatively it may be quicker to call our team on 0800 074 5788</p>
<p>3 About the quote charge</p>	<p>The quote charge covers the analysis of the gas network to make sure that the supply and pipe layout will meet your needs and in most cases a physical survey will be undertaken.</p> <p>Set quote charge (incl. 1 connection/alteration) - £357+VAT Each additional connection £55+VAT</p>
<p>4 Next steps</p>	<p>When we receive your request we will contact you to ensure we fully understand your requirements, process the quotation charge and explain the next step for your request.</p>

1 Customer / Developer details

Having accurate contact details means that we can speak to the right people and make sure the correct details appear on any invoices. To help us with this, please complete the following section as fully as possible.

Requester details		(This is the customer/business requesting the work and these details will appear on the invoice)	
Requester Name:			
House No/Name:		Street:	
Town:			
County:		Post Code:	
Requester contact information:			
Contact name:		Contact telephone:	
Email address:			

Site address (if different from above)		(Place where work will take place)	
Is the property used for Commercial or Residential purposes? (tick field that applies)		Commercial	Residential
House No/ Building Name:		Street:	
Town:			
County:		Post Code:	
Site contact information:			
Contact name:		Contact telephone:	
Email address:			

2 Work required

What type of work do you need?	Please tick to select ✓
Alteration/upgrade to existing gas supply	
New gas connection to existing property	
New gas connection to new property	
Meterage of pipework required in Private land? (Driveway or front garden solely owned by the property new property)	
How many connections/alterations are required?	

For a single connection/alteration, please tell us your gas usage			
Peak Hourly*	KW	Total Annual**	KWh
*Peak hourly load: This is the gas energy you will use hourly if you had all appliances working on 'full power'			
** Total annual load: This is the gas energy you will use for a year			

Where **more than one connection** is required or this application is part of a **phased development** we will need a little more information to ensure that we can design the best solution to fit current and future needs.

Please see [Appendix A](#) to provide details of properties requiring connections

3 About the property/site





Is the property listed?		Yes / No
Grade 1	Grade 2	Please circle
Is the preferred meter location for any of the work required above ground floor level ? (It's helpful to know if we will be working at height so that we can properly assess the risk)		Yes / No
Do properties in your street have gas? (This is to ensure that we are able to correctly assess the supply capability in your area)		Yes / No

4 Digging on site

Will you be digging the trench on your property where the pipe is to be laid?	Yes / No
This may have an impact on the price quoted. You will need to ensure that they meet our requirements and are safe to work in. A trenching and ducting guide is available to provide more information.	
Will we need to dig on anyone else's land to lay the pipes?	Yes / No
This includes paths and roadways owned by the council, your neighbours or jointly with your neighbours. You will normally be responsible for obtaining permission for us to work on other people's land. However, in more complex cases we can take care of this for you. – a fee will apply.	

5 Gas meters and housings

We can supply and fit your gas meter housing if required.
You will need to contact your gas supplier for your meter(s).

Do you require a gas meter housing?	Yes / No		
We supply the following housings. Please tick to select ✓			
Surface mounted	Free-standing Kiosk ◆	Surface mounted Kiosk	Semi-Concealed
			
Please state number required:			
◆ Please note that this type of housing requires a concrete base which we can supply if required			
What are the meter dimensions?	Height:	Width:	Depth:

6 Information for large-scale gas usage

For connections to non-domestic properties, please describe below what the supply will be used for.

--

How much pressure do you need? (if known)	mbar
---	-------------

Will you be using any of the following?	Please circle as appropriate	
Booster	Compressor	Community Heating (CHP)

If you are using a compressor, please give details of type:	Please circle as appropriate		
Reciprocating	Fan	Screw	Other
Time taken to achieve full load from start-up:			seconds

7 What happens next?

Post your completed form to: Cadent Po Box 7084 Wolverhampton WV1 9AW	Email to: box.otc.nonstandard@cadentgas.com
--	--

For a quicker response and guidance through the process, telephone our Connections Team on **0800 074 5788**

B Appendix B – Site plan

Use this space to provide a site plan showing the outline of the building, where it's located on the site, any roads or surrounding buildings and the preferred location(s) of the meter(s).

If a meter currently exists please shown where it is currently located.

